



3.0L 4x4 LS-E AT		3.0L 4x2 LS-A AT		RZ4E 4x2 LS-A MT		RZ4E 4x2 LS AT		
ENGINE								
Model	4J13-TCX			RZ4E-TC		RZ4E-TC		
Type	4-cylinder in-line Blue power Diesel Engine with Turbo Intercooler							
Maximum Power	PS (kW) @ rpm	190(140) @ 3,600		150(110)@3,600				
Maximum Torque	Nm (kg-m) @ rpm	450(38.7) @ 1,600 - 2,600		350(35.7)@1,800 - 2,400				
Displacement	cc	2,999		1,898				
Fuel Tank Capacity	liters	80L Plastic with Roll Over Valve						
Fuel System	Common Rail Direct Injection							
Turbocharger	Electronic VGS Turbo							
DRIVETRAIN								
Transmission	Model	AWR6B45-II			MVL - 6Y		AWR6B45-II	
	Type	6 Speed Automatic Transmission with Sequential Shift			6-speed Manual Transmission with Reverse Lock-out		6 Speed Automatic Transmission with Sequential Shift	
	Shift knob	Leather			Urethane			
AWD controls								
		Terrain Command Select Dial with Rough Terrain Mode Switch						
CHASSIS								
Steering Type	Rack and Pinion with Power Assist; Tilt and Telescopic						Rack and Pinion with Power Assist; Fixed	
Brakes	Front	17-inch Ventilated Discs						
	Rear	17-inch Ventilated Discs						
Suspension	Front	Double Wishbone Coil Spring with High-Mounted Upper Control Arm and Stabilizer						
	Rear	Five-link coil Spring and Stabilizer Bar						
Wheels and Tires	285/50 R 20, Aluminum Alloy with Machine Cut Finish		285/50 R 18, Dark Silver Aluminum Alloy		255/65 R 17 Silver Aluminum Alloy			
Spare wheel	285/60 R 18 Steel			255/65 R 17 Steel				
EXTERIOR								
Headlamps	Type	Arrow Signature Bi-LED						
	Leveling	Automatic			Manual			
	Daytime running light	LED type at headlamp						
	Follow me home headlamp	Equipped						
	Headlamp battery saver	Equipped						
Fog lamps	Auto-on/off	Equipped						
	Front	Equipped - LED						
Antenna	Front Center Roof Type							
Radiator Grille	Tungsten Silver & Chrome				Black & Gun Metallic			
Side View Mirrors	Power Adjust, Power Fold, Body Color w/ Integrated Side Turn Lamp		Power Adjust, Manual Fold, Body Color w/ Integrated Side Turn Lamp		Power Adjust, Manual Fold, Material black		Material black	
Door Handles	Body Color						Material black	
Roof Rails	Equipped (Maximum load 100 kgs)							
Rear Spoiler	Equipped							
Rear combination lamp	Winglet Signature Rear Combination LED Tail Lamps with 3D dynamic design and Emergency Stop Signal							
Power Tail Gate	Equipped							
INTERIOR								
Instrument Meters	Electroluminescent type with 4.2-inch Multi-information Display (MID)					Conventional 3.5" Monochrome Display		
Infotainment System	10.1-inch full touchscreen display with Apple car play, Android auto, Bluetooth connectivity, Aux-in and USB							
Navigation System	Equipped							
Speakers	8 - Speakers			6 - Speakers				
Steering Wheel	Material	Leather with chrome garnish			Urethane			
	LH	Audio + Phone + Voice control						
	RH	MID + Auto Cruise Switch + SAS + ACC Switch			MID			
Parking Brake	Electronic parking brake with Auto hold function							
Seats	1st Row	Driver: 8-Ways Power Adjust / Passenger: 4-Ways Manual Adjust; Adjustable Headrests		Driver: 6-Ways Manual Adjust / Passenger: 4-Ways Manual Adjust; Adjustable Headrests		Driver: 4-Ways Manual Adjust / Passenger: 4-Ways Manual Adjust		
	2nd row	60/40 Split Folding Bench Type with Cup Holders at Center Armrest and Three Adjustable Headrests						
	3rd Row	50/50 Split Folding Bench Type with Two-Adjustable Headrests						
	Material	Leather - Black		Fabric - Black		Cloth - Black		
Capacity	Seven							
Door garnish	Dark gray			Medium Gray				
SAFETY								
Dual SRS Airbags	7 - position			2 - position				
Active Safety Features	Anti-Lock Braking System (ABS)	Equipped						
	Electronic Brakeforce Distribution (EBD)	Equipped						
	Brake Assist (BA)	Equipped						
	Brake Override System (BOS)	Equipped						
	Electronic Stability Control (ESC)	Equipped						
	Traction Control System (TCS)	Equipped						
	Hill Start Assist (HSA)	Equipped						
Hill Decent Control (HDC)	Equipped							
Seatbelts	1st Row	Emergency Locking Retractor (ELR), Shoulder Adjust with Pre-tensioner and Load Limiter x 2						
	2nd row	Emergency Locking Retractor (ELR) x 3						
	3rd Row	Emergency Locking Retractor (ELR) x 2						
	Front Skid Plate	Equipped						
Under Body Protection	Oil Pan Guard	Equipped						
	Fuel Tank Protector	Equipped						
	Transfer Protector	Equipped						
Child Seat Tethers for Second Row	Equipped							

3.0L 4x4 LS-E AT		3.0L 4x2 LS-E AT		3.0L 4x2 LS-A AT		RZ4E 4x2 LS-A MT		RZ4E 4x2 LS AT		
SAFETY										
Side Door impact Beams	Equipped									
Engine Immobilizer	Equipped									
Child Proof Rear Door Locks	Equipped									
High Mount Stop Lamp	Equipped - LED Type in Taillight									
Rear View Mirror	Equipped Day and Night Type									
Rear Defogger	Equipped with Timer									
Wipers	Front - Type	Equipped with Reversing Motor Wet Wiper Design								
	Rain Sensing	Equipped								
	Rear	Equipped - Intermittent								
CONVENIENCE										
Air Conditioning System	Dual Zone Auto Climate Control with Pollen Filter				3-Dial Switch with Pollen Filter					
Sun visor	With vanity mirror & light				With vanity mirror		Equipped			
Rear Ventilation	Equipped									
Power Windows	Equipped with Driver Auto Up/Down, Jam protection and Timer function									
Power Door Locks	Equipped with speed sensing auto door locks									
Remote Car Lock System	FOB with Immobilizer, Remote Start Engine & Power tailgate			FOB with immobilizer			Remote Keyless Entry & Immobilizer			
Push Start/Stop	Equipped									
Charging Ports	12V Accessory Socket	Equipped								
	USB	Equipped								
	220V Accessory Socket	Equipped								
Walk away auto-door lock	Equipped									
Side Step Board	Equipped									
Tow Hooks	Three (Front x 2 / Rear x 1)									
Advanced Driver Assist System (ADAS)										
Pre-crash safety	Forward collision warning	Equipped								
	Autonomous emergency brake	Equipped								
	Turn Assist	Equipped								
	Pedal misapplication mitigation	Equipped								
Speed Assist System	Adaptive cruise control	Equipped								
	Manual speed limiter	Equipped								
Headlamp control	Automatic high beam									
Lane support	Lane departure warning									
Rear and side assist	Blind spot monitoring	Equipped								
	Rear cross traffic alert	Equipped								
Parking Aid	Rear 4-eye									
Reverse Camera	Equipped									
Post-crash safety	Multi-collision brake system									
DIMENSIONS										
Overall L x W x H	mm		4,850 x 1,870 x 1,825		2,855		4,850 x 1,870 x 1,815			
Wheelbase	mm		2,35		2,700		230			
Ground Clearance	mm		2,800		2,700		230			
Gross Vehicle Weight	kg		2,800		2,700		230			


BODY COLOR AVAILABLE:




Marakesh Brown
3.0L 4x4 LS-E AT




Satin Pearl White
3.0L 4x2 LS-E AT & 3.0L 4x2 LS-A AT



Onyx Black
3.0L 4x2 LS-A AT & RZ4E 4x2 LS AT



Mercury Silver
3.0L 4x2 LS-A AT & RZ4E 4x2 LS AT







Splash White
RZ4E 4x2 LS-A MT & RZ4E 4x2 LS AT

DEALERSHIP

Printed on September 2021

Isuzu Philippines Corporation reserves the right to change features and specifications without prior notice. Details, description, and illustrations are for information purposes only and may vary from actual units.

 /isuzuphippines
 @isuzuphil
 isuzuph
 www.isuzuphil.com

ISUZU

Your responsible partner

Isuzu Philippines Corporation | 114 Technology Avenue, Laguna Technopark, Phase II Binan, Laguna 4024 Philippines | Tel No. (049) 541-0224 to 26 / (632) 7757 6070





ROBUST and EXCLUSIVE

It takes strength and spirit to begin a new journey, where every path is full of new challenges.


The All-New ISUZU MU-X, the elegant and capable utility vehicle with distinctive design and performance.


Engineered under the concept “**Robust and Exclusive**”, the All-New ISUZU MU-X has been designed for excellence in both performance and style.

Robust represents ISUZU’s identity as an expert in engineering tough, powerful and reliable vehicles to assure your confidence driving in any circumstance, while **Exclusive** represents an excellent design that balances styling, versatility and comfort together with advanced safety features and state-of-the-art equipment to ensure the pleasure of ownership.

Now you can go out and let your adventurous spirit take you wherever your heart desires. Make every ride a sensational journey. And take pride in your exclusive experience like no others.

To take the lead, it must have a solid legacy to back its reputation, it should be equipped with performance capabilities and the latest safety technology, Luxurious interiors and features that go above and beyond the average necessities.





[A] **World Cross Flow Front Grille** uniquely designed with emphasis on texture and color contrasts to enhance the powerful and sporty appearance.

[B] **Arrow Signature Bi-LED Headlamps with Daytime Running Lights** provide wide and powerful light, with a captivating look from every angle.

[C] **Winglet Signature Rear Combination LED Tail Lamps**, with 3D dynamic designs, create a sense of depth to convey high quality.

[D] **Stylish Alloy Wheels** enhance a sensational and dynamic look.

[E] **Power Tailgate with Jam protection** enables easier and safer luggages loading. Opening and Closing of the tailgate can be achieved by pressing the tailgate button on the remote control.

[F] **Remote Engine Start** allows you to start the engine and pre-cool the interior before getting in the vehicle.

Uniquely designed under the concept of “Emotional and Solid”, the All-New ISUZU MU-X reflects its distinct identity through the strong yet luxurious looks that creates the pleasure of ownership, and the excitement to keep driving to explore new horizons.

The crafted design of the All-New ISUZU MU-X is stylishly reflected in all aspects. Every detail is all about achieving perfection - from the combination of premium materials, to the contrasting texture and color that create a whole new level of elegance. The upper body expresses the feeling of exciting acceleration through a dynamic speed line, while the lower body's solid statement represents self-confidence and strength.

Besides the sense of styling, ISUZU MU-X's design also comes with improvements of functional benefits, including an aerodynamic body which not only adds up to a sleek look, but also reduces fuel consumption and wind noise, the stylishly designed Roof Rail with increased load capacity, and the wider Sidestep, which enables easier entry and exit.

Take a ride of pride in this masterpiece of design that will drive your satisfaction to the fullest. Be it on-road or off-road, the All-New ISUZU MU-X will let you lead the way.



EMOTIONAL and SOLID

SOPHISTICATION in STYLE

The All-New ISUZU MU-X's interior is elaborately created with Fine, Rich & Impressive Craftsmanship, which is reflected through the exquisite selection of high quality materials that bring pleasure not only to your eyes, but also to your touches and senses. From the seamless design of front and center consoles that forms an elegant T-shape look, the refinement of bolster seats from surfaces to stitches and many more details to embrace you with elevated contentment.

The All-New ISUZU MU-X also provides convenience for all users by combining luxury, performance and ISUZU's legacy as its three core elements.

Every inch of the exterior design shouts luxury, from the Isuzu LED lighting at the front, to the power tailgate at the back. Inside the sharp slope of the instrument panel makes for an exciting interplay with the dominant features. By emphasizing the car's width, it gives the impression of a powerful, outspread wing.

Drive, relax, and let the luxurious comfort from ISUZU MU-X embrace you throughout the journey.



Improved Gear Lever designed to comfortably fit in the driver's hand for more fun and excitement feeling when shifting gear.



Multi-function Steering Wheel with Tilt and Telescopic function are ergonomically designed for convenience of driving and intuitive features control.



Dual Zone Auto-Climat Control allows individualized temperature adjustments with two separated evaporator units ensure desirable coolness throughout the cabin.



10.1" Infotainment System with Android Auto, Apple CarPlay and off-line navigation system.



INTELLIGENT ENGINEERING

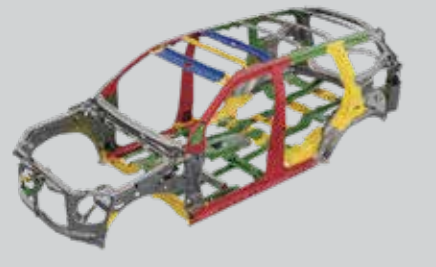
When Isuzu began building Japan's first vehicle in 1918, Isuzu also began building a worldwide reputation for quality and value. We take pride in our evolving vehicles to look into the future. Using a highly advanced powerful engine that is controlled by the properly engineered steering and geometric design suspension.

Built upon the legacy of ISUZU's world renowned diesel engineering, the All-New ISUZU MU-X comes with a powerful and reliable engine.


The improved engine delivers superior performance from its substantial enhancement of higher torque at low rpm, boosted turbo charger, precise fuel injection, and less engine noise, allowing you to go further - whether in a city commute or an outdoor trip, with more confidence. Also, the latest emission standards approved and impressive fuel efficiency makes your journey with the All-New ISUZU MU-X even more satisfying.

The durability of ISUZU is not limited only to its diesel engine. The advanced platform which includes the rigid body structure, newly developed front and rear suspensions, and a stronger chassis with new cabin mount type also assure better stability in performance with an uncompromising spirit of fun-to-drive whenever on the road.


It's time to unleash your power, and take a bold step towards extraordinary drive force.



Ultra-High Tensile body structure is lightweight yet possess outstanding strength.



Double Wishbone Front Suspension with high mount suspension control arm improves cornering ability for consistent driving comfort.



Multi 5-link Rear Suspension optimizes stability by re-allocating the lateral link position to a higher roll center.



Larger Chassis Side Rails with increased inner side rail reinforcement allows 23% increase in torsional rigidity.



ISUZU 4JJ3 3.0L Engine with Max Power 190PS @ 3600 rpm / Max Torque 450 Nm @ 1,600 - 2,600 rpm

MORE to EXPLORE

As a true off-road vehicle, The All-New ISUZU MU-X is built tougher and wilder than ever. With 4WD performance enhanced to maximum capability, you can explore beyond boundaries, no matter how tough the roads or how rough the terrain.

The impressive performance of the All-New ISUZU MU-X has been developed in several aspects, including the improved 4x4 angles, higher ground clearance, turning radius as small as 5.7m, with underbody protection to raise your confidence while overcoming difficulties.

In addition, the bigger 80L fuel tank enables long and boundless journeys, with improved fuel efficiency to make your ride even more satisfying.

From now on, your call for excitement will be answered and your craving for adventure will be fulfilled experiencing the excellent performance of the new ISUZU MU-X.

[A] Rough Terrain Mode enhances driving performance on rough and tough road conditions.

[B] 4WD shift-on-the-fly allows quick and easy switching between 2WD and 4WD drive modes.

[C] Improved Fuel Efficiency allows for further and boundless journeys.

[D] 800mm Wading Depth increases confidence when driving across floods or streams.



INNOVATED CONVENIENCE

When it comes to smart and convenient life on the go, the new ISUZU MU-X always makes a statement.

The wide and spacious cabin comes with comfortable seating for 7 people, which enable adjustments in various patterns including Fold Flat to allow maximum luggage loading. The second and third row seats are wider and more reclinable for extra comfort on a long journey. The significantly increased distance between the door trailing edge and the users' face allows easier entry and exit. Also, Infrared and UV Cut windshield protects the driver and passengers from harmful rays, and Rain Sensing Wipers help detect liquid and clean the windshield when needed, so you can enjoy every ride with unlimited satisfaction.

The new ISUZU MU-X also comes fully-featured with a wide-range of innovative technologies to assure you of superior comfort and convenience on any trip.



The Second and Third Row Seats Adjustment Capabilities allow more cargo space for enhanced flexibility to suit all lifestyles.



8-way Adjustable Driver's Power Seat with Lumbar Support provides the perfect posture of the driver.



Electronic Parking Brake with Auto Brake Hold provides more convenience while driving in city traffic.



Follow Me Home keeps the headlamps on for 30 seconds after the engine is turned off.



Walk Away Auto Lock automatically locks the door when you are 3 meters away from the vehicle.



Welcome Light lights up the cabin when approaching the vehicle within a distance of 2 meters.

ADAS

ADVANCED DRIVER ASSIST SYSTEM


The All-New ISUZU MU-X's latest Advanced Driver Assist Systems (ADAS) which features Smart DUO Camera and Rear Radars, provide better protection and prevention from possible dangerous incidents. The cutting-edge safety technologies enhance accurate detection of front and rear objects, and calculate and notify the driver with visual and audio alerts to avoid accidents.

Moreover, the All-New ISUZU MU-X achieved a 5-star ASEAN NCAP rating and supported by the highly advanced Driver Assist system complete with the active and passive safety features.

Now you can be assured of the fullest protection whenever, and wherever you go.



• **7 SRS Airbags** maximize safety for all passengers.




• **Strong Cabin Structure** provides improved protection for all passengers.



• **Additional Rear Cross Member** increases occupant protection in case of side or rear collisions.



• **Bigger Brake Unit** reduces brake noise, improves brake feel and service life.



SMART
DUO CAM



PRE CRASH SAFETY

PRE CRASH SAFETY

- **Forward Collision Warning (FCW)** warns the driver if front collision is likely to occur, with **Autonomous Emergency Braking (AEB)** automatically stopping the car if there is no drivers' intervention.
- **Turn Assist (TA)** automatically brakes the vehicle if another vehicle is detected coming towards you while turning.
- **Pedal mis-application mitigation** automatically cuts off the engine when the accelerator is mistakenly engaged.



REAR & SIDE ASSIST

REAR & SIDE ASSIST

- **Blind Spot Monitoring (BSM)** alerts the driver when another vehicle is in the blind spot.
- **Rear Cross Traffic Alert (RCTA)** detects vehicles or pedestrian approaching in the rear and alerts the driver while reversing the car.

POST CRASH SAFETY


- **Multi-Collision Brake (MCB)** automatically stops the vehicle from moving in the event after a collision to reduce the risk of multiple collisions.



LANE SUPPORT

LANE SUPPORT

- **Lane Departure Warning (LDW)** alerts the driver when the vehicle appears to be crossing lanes unintentionally.



SPEED ASSIST

SPEED ASSIST

- **Adaptive Cruise Control with Stop & Go (ACC)** will automatically adapt your speed to the same level with the vehicle in front, with Stop and Go function allowing automatic complete stop and continue.

HEADLAMP CONTROL

- **Automatic High Beam (AHB)** automatically switches from high to low beam when detecting preceding or oncoming vehicles.