

# ISUZU N-SERIES


BLUEPOWER  
EURO IV

WITH YOU ALL THE WAY



# NLR77 E

**GVW**  
(4,200 Kgs)  
106 PS  
Applicable for 10-ft rear body



# NLR77 H

**GVW**  
(4,490 Kgs)  
106 PS  
Applicable for 14-ft rear body



# NMR85 E

**GVW**  
(4,490 Kgs)  
124 PS  
Applicable for 10-ft rear body



# NMR85 H

**GVW**  
(4,490 Kgs)  
124 PS  
Applicable for 14-ft rear body




# NPR85 K

**GVW**  
(6,500 Kgs)  
124 PS  
Applicable for 16-ft rear body



# NQR75 L

**GVW**  
(8,500 Kgs)  
155 PS  
Applicable for 18-ft rear body



## ENGINES

<b>4JH1-TC</b>	NLR 77
<b>4JJ1-TCC</b>	NLR 85, NMR 85, NPR 85
<b>4HK1-TCN</b>	NQR-75



# Hexapod Design

The Hexapod design is exclusively designed by Isuzu. The build maximizes interior space, optimizes comfort, and incorporates ingenious productivity and maintenance features - saving you time and money.

Clean

Solid

Emotional



## Vertical Door Handles

Get things done swiftly with its accessible cab doors.


## Easy Ingress and Egress

Safely hop in and out of the cab with ease and convenience.



# Fuel Efficiency

Every trip is a practical one with Isuzu's Euro IV Blue Power Diesel Engines. Feel the difference as it maximizes power output, while producing cleaner emissions.




The new cab design assures better aerodynamic flow which ensures better fuel efficiency during long trips.



# Rigidity

The new, sturdier design promotes maximum safety and comfort.




## Higher Axle Capacity

Transporting heavier load through short or long trips won't be a problem.




## Stronger Underframe

Its sturdy underframe secures the whole cab and its passengers.




## Improved Reinforcement

The improved cab reinforcement provides safe and sturdier rides.



## Reinforced Chassis Frame

The stronger chassis build can accommodate a variety of body applications that can cater to the most demanding of business needs.



## Transmission

The NLR77, NLR85, NMR85 and NPR85 feature a 5-speed manual transmission, while the NQR75 boasts of a 6-speed manual transmission.



### **Optimized Driving Position & Direct Field of View**

See more of what's ahead with the wider direct field of view.



### **High Visibility Meter, Warning Lights and Switches**

Evening driving becomes safer with better instrument illumination and positioning.






### **Spacious Cab Interior**

The interior has ample space and ergonomically-designed seats that are optimal for all-around driving conditions.



### **Tilting and Telescopic Steering Wheel**

Drivers can find their optimal steering wheel position to ensure maximum comfort and safety.



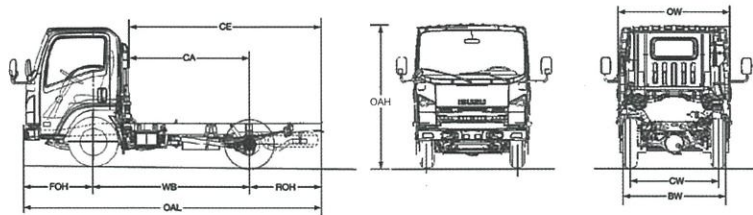
### **Power Windows and Auto Door Locks**

Drivers now have the advantage of power windows and auto door locks so they can focus more on the task at hand.



## N-SERIES SPECIFICATION

MODEL		NLR77 E	NLR77 H	NLR85 E	NMR85 E	NMR85 H	NPR85 K	NQR75 L	
<b>WEIGHT</b>									
Gross Vehicle Weight (GVW)	(kg)	4,200	4,490	4,490	4,490	4,490	6,500	8,500	
<b>ENGINE</b>									
Model		4JH1-TC			4JJ1-TCC			4HK1-TCN	
Type		4-Cylinder, Turbo-Intercooler, Common-Rail Direct Injection, Blue Power Diesel Engine			4-Cylinder, Turbo-Intercooler, DOHC, Common-Rail Direct Injection, Blue Power Diesel Engine			4-Cylinder, Turbo-Intercooler, Common-Rail Direct Injection, Blue Power Diesel Engine	
Bore and Stroke	(mm)	Ø 95.4 x 104.9						Ø 115 x 125	
Displacement	(cc)	2,999						5,193	
Max. Output KW (PS)/rpm	(ISO Gross)	77 (106.0) / 3,200			91 (124.0) / 2,600			114 (155.0) / 2,600	
Max. Torque N-m (kg-m)/rpm	(ISO Gross)	230 (23.5) / 1,400-3,200			354 (36.0) / 1,500			419 (42.0) / 1,600 - 2,600	
Fuel Tank Capacity	(Liter)	75	100	75			100		
<b>TRANSMISSION</b>									
Model		MSB55			MY55M			MY56S	
Final Gear Ratio		4.875	5.125	4.300			5.857	5.571	
<b>TIRE &amp; WHEEL</b>									
Tire		7.50-15-12PR			7.00-15-12PR		7.50-16-12PR	7.50-16-14PR	
Number of Tires		5 (Five) Including spare tire			7 (Seven) Including spare tire				
<b>BRAKE</b>									
Service		Drum Type, Vacuum					Drum Type, Hydraulic		
Auxiliary							Exhaust Brake		
Parking		Center Brake							
<b>SUSPENSION</b>									
Front and Rear		Multi-Leaf Spring							
<b>ELECTRICAL SYSTEM</b>									
Battery	Specification	95D31Lx1			65D23Lx2			80D26Lx2	
Alternator		12V-60A			24V-90A				
<b>CONVENIENCE</b>									
Audio		Tuner Radio with USB, 2 Speakers							
Air-Conditioning System		Optional							
Cab Window		Power Window			-		Power Window		
Cab Door		Central Door Lock			-		Central Door Lock		



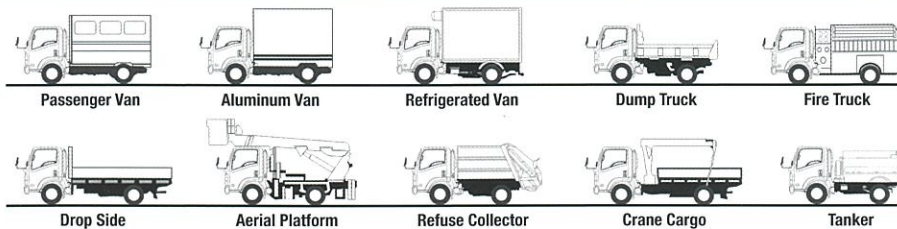
### CAB AND CHASSIS DIMENSIONS

MODELS	OAL	OAH	WB	FOH	ROH	CE	CA	OW	BW	CW
NLR 77 E	4,730	2,160	2,475	1,110	1,145	3,167	2,022	1,815	1,600	1,395
NLR 77 H	6,020	2,160	3,345	1,104	1,565	4,457	2,892	1,815	1,600	1,395
NLR 85 E	4,730	2,160	2,475	1,110	1,145	3,167	2,022	1,815	1,600	1,395
NMR 85 E	4,730	2,160	2,475	1,110	1,145	3,167	2,022	1,815	1,850	1,425
NMR 85 H	6,020	2,160	3,345	1,110	1,565	4,457	2,892	1,815	1,850	1,425
NPR 85 K	6,750	2,255	3,845	1,110	1,795	5,067	3,272	2,040	1,990	1,525
NQR 75 L	7,355	2,310	4,175	1,110	2,070	5,672	3,602	2,040	2,115	1,650

### WEIGHTS (kg)

MODELS	RATINGS		CAB AND CHASSIS MASS	FRONT	REAR	PAYLOAD
	GVW					
NLR77 E	4,200		1,780	1,295	485	2,425
NLR77 H	4,490		1,865	1,330	535	2,625
NLR85 E	4,490		1,855	1,355	500	2,635
NMR85 E	4,490		2,050	1,460	590	2,440
NMR85 H	4,490		2,070	1,460	610	2,420
NPR85 K	6,500		2,360	1,565	795	4,140
NQR75 L	8,500		2,710	1,730	980	5,790

### BODY APPLICATIONS



Dealership:

# ISUZU

**Your responsible partner**

**ISUZU PHILIPPINES CORPORATION**  
 114 Technology Ave., Phase II, Laguna Technopark, Biñan, Laguna, 4024  
 Trunkline (049) 541-0224 / (02) 757-6070  
 Email: customer-relationships@isuzuphil.com

/isuzuphilippines
 @isuzuphil
 /isuzuphil
 www.isuzuphil.com